



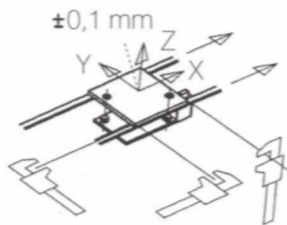
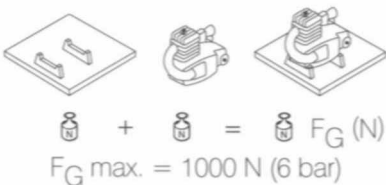
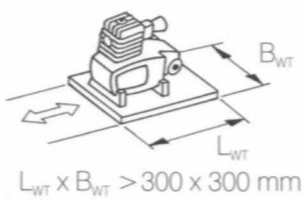
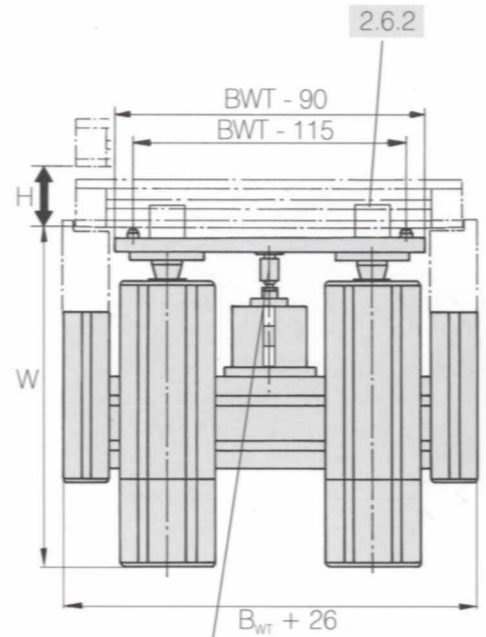
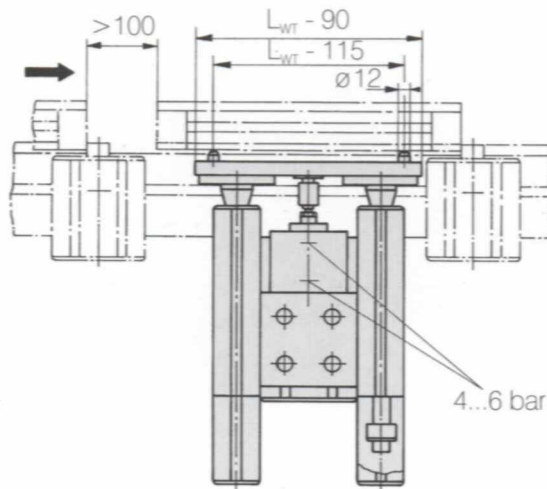
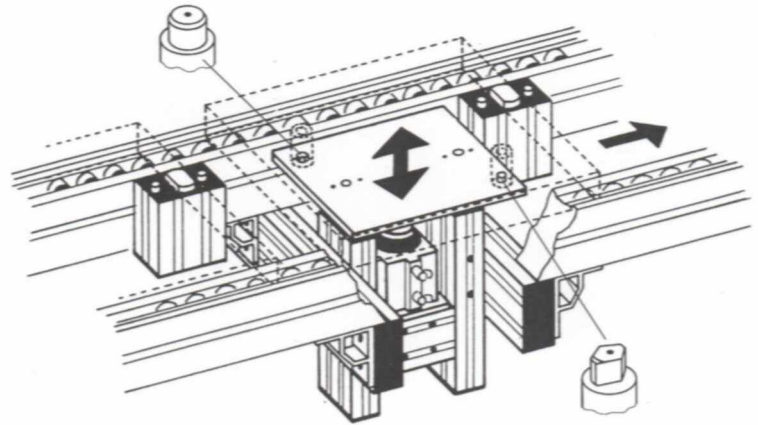
Werkstückträger-Positioniereinheit mit Indexplatte

Lift and positioning unit with indexing plate

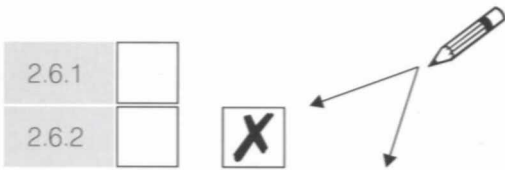
Porte-pièce-unite de positionnement avec plaque de centrage

Unità di posizionamento del pallet con piastra di indexaggio

Palet-unidad de posicionamiento con placa de posicionamiento



Induktive Endlagenschalter
 Inductive limit switches
 Détecteur d'approximité
 Interruttori di fine corsa induttivi
 Interruptores de fin de carrera inductivos
 (Festo SME - 3 - SQ - LED - 24)



L _{WT}	B _{WT}	H	F _G
mm	mm	mm	N

W (mm)	H (mm)	
360	10... (2.6.2) 40... (2.6.1)	2136
500	10...100 (2.6.2) 40...125 (2.6.1)	2137